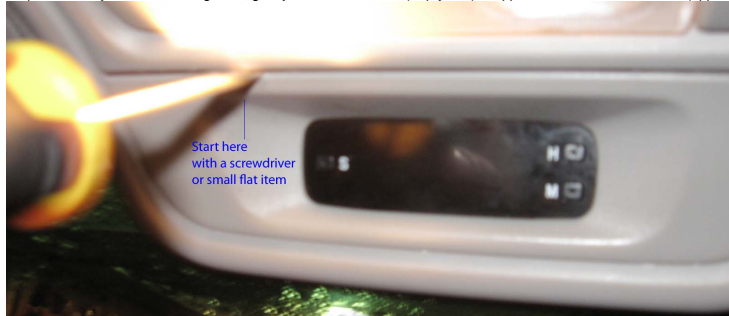


1998 - 2002 Subaru Forester Clock Removal and Installation instructions

Tool needed
Small flat head screw driver (or flat tool such as key, knife, etc)
Time required
2 to 5 minutes for removal


Step 1: With key removed from ignition, gently insert screwdriver (or pry tool) in upper left corner of clock bezel (approx. 1.5 inches from left corner). Gently pop out left side of bezel.



Step 2: Repeat removal at right side (approx. 1.5 inches from right corner). Clock assembly should pop out easily at this point. If not repeat steps 1 and 2.



Step 3: Remove clock and locate wiring harness. Gently push in white retention clip to remove clock from harness. Clock should be free from harness at this point.






Remove white harness from clock by pushing on release tab

Step 4. Remove bezel (plastic covering) from clock. Start at either side and gently pry bezel from clock, the removal tool may be helpful for this step. Send off clock at this point. **Do NOT open clock and send internal parts. Damage before or during shipping may interfere with repair process.**



Gently pull bezel from clock (the screwdriver or pry tool may help here)



Send off clock without bezel

Shipping instructions:

1. Please ship to:

Steve Titus
6464 Sedgwick Street
Elkridge MD
21075

2. First class mail within the US will cost ~\$1.80 to \$3 depending on weight and shipping distance. I will try to return the item in the packaging that you sent it in. If you send it in a padded envelope (which is fine and the most economical route), I will return it in an envelope. If you use a box, I will return it in a box (I will use the smallest, lightest padded box that I can find).

3. I strongly suggest purchasing a tracking number. This costs 75 cents at the post office and 18 cents if purchased online. A tracking # is your insurance for the clock. Without it, there is no way to check it's status. I do not need the tracking #.

4. After arrival, my team will inspect and attempt to repair the clock. If we have succeeded, I will email you a return confirmation, the tracking number will be available in your paypal account.

5. When you have received the clock and are satisfied, please leave + feedback. I will then do the same. You have a 30 day guarantee.

Thanks! atjoefan